



District Report Card: 2017


State: Telangana	District: Karimnagar
Class: 3	Subject: Language
Schools: 51	Students: 636


Participation/Coverage


Students

GENDER 	Boys		Girls	
	Number	%	Number	%
	319	50.16	317	49.84

AREA 	Rural		Urban	
	Number	%	Number	%
	453	71.23	183	28.77

CATEGORY 	SC		ST		OBC		GEN	
	Number	%	Number	%	Number	%	Number	%
	188	29.56	19	2.99	361	56.76	68	10.69

CWSN 	LD	VI	HI	S&LD	ID	Oth
	0	1	0	2	1	7

Management 	Government		Government-aided	
	Number	%	Number	%
	610	95.91	26	4.09

Average Performance of Students in Language (%)

Overall	Gender		Area		Management		Social Group			
	Male	Female	Rural	Urban	Govt.	Aided	SC	ST	OBC	GEN
63.11	64.87	61.35	65.31	57.67	62.81	70.26	67.27	57.19	63.75	49.90

Performance on Learning Outcomes (LOs)

Learning Outcomes	Description	Average Performance(%)
L304	Reads small texts with comprehension i.e., identifies main ideas, details, sequence and draws conclusions	63.36
L312	Reads printed scripts on the classroom walls: poems, posters, charts etc.	62.61

Range of Performance of Students who Answered Correctly							
Below 30%		30% - 50%		50% - 75%		Above 75%	
Number	%	Number	%	Number	%	Number	%
59	9.28	115	18.08	254	39.94	208	32.70

Lowest Performing Learning Outcomes (LOs)

1 - Reads printed scripts on the classroom walls: poems, posters, charts etc. (62.61)

2 - Reads small texts with comprehension i.e., identifies main ideas, details, sequence and draws conclusions (63.36)